


America's Honor Team



Helping
students
realize the
importance of
being an honorable
person



America's Honor Team




Table of Contents

Overview.....	3
Book Description.....	4
Lesson Plan.....	5-35
Day 1.....	5-12
Gold Medal Winners Images.....	6-8
Medal of Honor Images.....	11
Day 2.....	13-35
Cutting Words Image.....	18
Math Segregation Images.....	21-22
Rosa Parks Images.....	25-28
Martin Luther King Images.....	31-32
Ruby Bridges Images.....	34-35
Writing Assesment Exercises.....	36-45
All about ME! Worksheets.....	37-38
What's Your Story Worksheets.....	39-40
Venn Diagram.....	42-43
Concrete Poem.....	44-45
Art Projects.....	46-47
Rubric.....	48-49
Resources.....	50-52



America's Honor Team



Overview

- 1. Title:** America's Honor Team
- 2. Purpose:** As a nation we can honor the founding principle of equality. *"We hold these truths to be self-evident, that all men are created equal, that they are endowed by their Creator with certain unalienable Rights"- Declaration of Independence*
- 3. Objectives:** Helping students realize the importance of being an honorable person.
- 4. Duration:** Day 1, 1 hour. Day 2, up to 2 hours.
- 5. Grade:** K-6.
- 6. Content Area & Core Standards:** Social Studies, Language Arts, Science.
- 7. Resources / Materials needed:** science experiment, "Bartholomew and the Ooblek" by Dr. Suess.
- 8. Vocabulary:** honor, race, segregation, prejudice, discrimination, equality, civil rights, courage.
- 9. Differentiation:** team science experiment, language arts.
- 10. Motivation/Anticipatory Set:** Day 1, Olympic images. Day 2, science experiment relating to segregation.
- 11. Assessment/Rubric:** Students understanding will be recognized at the end of lesson during the writing and/or art projects.
- 12. Preparation:** Review lesson and prepare for assessments of your choice. We recommend watching the docudrama "[Taking Chance](#)" to prepare to teach honor for our veterans. (*click title for link*)



America's Honor




Team

Book Description

Students will be a member of America's Honor Team as they learn about our veterans and their acts of valor in receiving the medal of honor. They will understand that these honorable men and women protect and provide our freedom, and because of them we have civil rights and liberties. Martin Luther King, Rosa Parks and Ruby Bridges are given honor for their actions that help us remember we are all created equal. Media rich resources inspire you to teach with differentiated instruction. Creatively designed writing assessments, science experiments, and the multi-media imaging of the courageous actions of America's people inspires students to honor others and behave in honorable ways.



Day 1

America's
Honor
Team*Lesson Plan*


Introduction: **SHOW** the following
 Visa Olympics London 2012: "The
 Difference" Go World Commercial.
(touch video title to watch commercial)

The **OLYMPICS BRINGS** all **countries**
of the world together in an act of world peace. We join in to
celebrate the performances of the world's best athletes.

Olympic **ATHLETES** can earn medals; **gold, silver, and bronze**.
MOST ATHLETES compete in the olympics **without earning a**
medal, but they perform with **honor**.

*Take a moment to look at a few of
 America's Gold medal winners.*

Derek Redmond



See pages 6-8



Touch **HERE** to watch video of Derek Redmond.

While we **WATCH** the **Great Britain**
 athlete **Derek Redmond** perform at the
 olympics, **THINK ABOUT** the word
honor.

The **CROWD STOOD** to **honor** Derek
 and his father as he **finished the race**.



Michael Phelps, men's 4x200-meter freestyle relay swimming,
Summer Olympics 2012



Gabby Douglas, 16, women's gymnastics all-around, Summer
Olympics 2012



Allyson Felix, Carmelita Jeter, Bianca Knight, and Tianna Madison, 4x100-meter relay team, Summer Olympics 2012



Lindsey Vonn, women's downhill, Winter Olympics 2010




Shaun White, mens half-pipe, Winter Olympics 2010



Evan Lysacek, men's figure skating, Winter Olympics 2010

Day 1

America's
Honor
Team

Lesson Plan



What does **Honor** mean?

LET class discuss, then share definition.

Vocabulary Word

Honor: an expression of respect for a person with high standards or conduct.

When I see the American Flag I stand to show honor for our liberty.



Have you ever **earned** a medal? Why?

Let class **SHARE** (*sports, liberty kids, education*).




Did you perform with **high standards and conduct**?

Medals are **SYMBOLS** of **strength and character**. There is a very **SPECIAL MEDAL** given to **American Soldiers**. It is the highest medal you can receive and is called the **MEDAL OF HONOR**. It is **GIVEN TO SOLDIERS** who have shown “**gallantry in action**”.

They have been **injured or killed** and risked their own lives to save the lives of others.



Day 1

America's
Honor
Team

Lesson Plan

Do you know...



See Page 11

...who the most recent Medal of Honor award went to?
Click **HERE** to see a list . Then click "view" on the far right of the top name listed.

We **honor** **ALL SOLDIERS** on **Veterans Day**. A **VETERAN** is a person whom has **served in the military**. **MEN AND WOMEN** serving in the military **fight to protect** the freedoms we enjoy in America, and the **medal of honor** goes to the most valiant of these men and women.



What are some of the freedoms they protect for us?

(Freedoms to worship, to speak, to believe what we choose, to work where we want, to make personal choices, etc.)

DISCUSS with class.




Do you know a Veteran?





Medals of Honor
3 present day variations

Day 1

America's
Honor
Team*Lesson Plan*

Share a Veteran's Story

CHOOSE a way to **share a Veterans Story** with your class.

1.

Invite a local veteran to share his/her story with students.

2.

Pick a veteran from website **HERE**.

?

How will you Honor a Veteran?

Discuss with class.


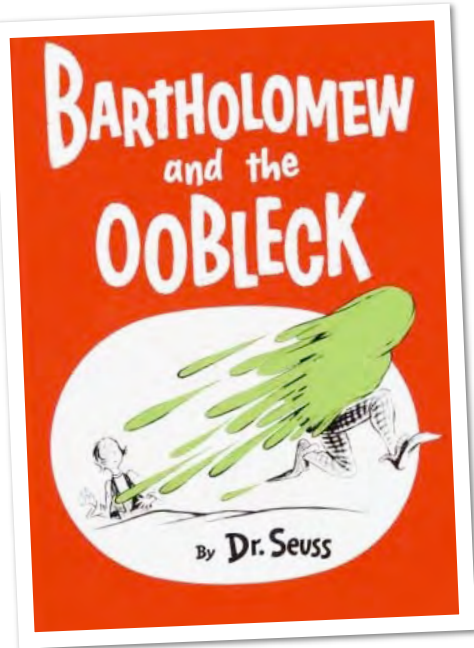
(quiet, listen to stories, thank them, obey the laws of our land, remember them, become a liberty kid, etc)

Assessment:

As **individuals** or a **class project** **WRITE OR DRAW A THANK YOU** to the **local Veterans of Foreign War organization** or any **other military** within the community.



Day 2

America's
Honor
Team*Lesson Plan*

Introduction: **WE HAVE** learned about the **brave men and women in our military** whom we **honor** for bringing us the daily freedoms we enjoy. They are the **only** Americans who can receive the special **Medal of Honor**. We cannot receive the Medal of Honor, but we can **honor** all people in **America**.



Would you like to a become a person with honor?

WE can begin this process by **using honorable** words. **GATHER** the students around and **read “Bartholomew and the Oobleck”**, by Dr. Seuss (or retell in your own words). **BECAUSE** of Bartholomew, the King learned some very special **magic words**.




Has anyone ever asked you to “say the magic words”?



What magic words are they talking about?



Day 2

America's
Honor
Team

Lesson Plan


Children may **RESPOND** with *(please, I'm sorry, thank you, abracadabra)*.

TELL them you know, like Bartholomew knew, some of **the best magic words** are the **simplest words** like:

... "I'm sorry".

Science Experiment

Click [HERE](#) to learn more about the science experiment.




TELL THE CLASS you are going to **make some oobleck together**.

(Make the oobleck together or have pre-made in several gallon zip-locks so the students can feel and see it being hard or soft.)

Oobleck is like our words,
they can be
HARD or **SOFT**



Day 2

America's
Honor
Team

Lesson Plan

AS the children work with the **oobleck** **EXPLAIN** and discuss how our **words can be** hard and hurt others or soft and make others happy. **WHEN** we are on **America's Honor Team** we need to know when to say the **SOFT** words like **I'm sorry**.



Why do we say the magic words "I'm Sorry"?



Have you ever had to say I'm sorry to anyone on your family team? class team? baseball team?


Have the students **LEAVE** the oobleck and **gather to look at the images** as you tell them a story about our **Honor** Team.

Honor Team Story

We all **PLAY A PART** on **America's Honor Team**. It takes a lot of **work and sacrifice**. **JUST LIKE** an **Olympic athlete** or a **veteran of war** our good choices and actions help us become **honorable**. **AMERICA IS SPECIAL** because it is a country filled with **people of many races**.



Day 2

America's
Honor
Team

Lesson Plan



What is race?

Vocabulary Word

Race: It is everything that makes you as an individual unique. It is your inside and outside self.

Race is good because we are good in every way.

Let's **DESCRIBE** the **races of America** together.

(Tall, slow, happy, funny, fast, boys, girls, nature lovers, city people, country people, people with beautiful skin colors; brown, white, black, etc...)


We are ALL Americans!

THERE WAS A TIME in **America's history** where our **Honor** team started losing. It was like we **KEPT missing each shot** on the basketball court, or kept **striking out** and hitting foul balls. Part of **OUR TEAM** started thinking we should **separate the people of America**. We couldn't score any **honor** points because of one thing

...Words.




Day 2

America's
Honor
Team

Lesson Plan

Cutting Words Hurt Others



See page 18

In the **1950's** **AMERICAN'S WORDS** starting **hurting** each other. **THEN** our words were **followed by hurtful actions**.

INSTEAD of using **magic words** our team said **mean, hard words**. It all began with:

One word. Two words. Three words.

AND the **southern states of America** became **segregated**.



What does it mean to be segregated?
(Being set apart.)




Cutting Words



can **REALLY** hurt someone.

Day 2

America's
Honor
Team

Lesson Plan



Why did they segregate members of America's team?

Vocabulary Words

Segregation: Being set apart.

*I like to **segregate** the green and yellow jelly beans.*

Prejudice: a predetermined opinion that is not based on experience or knowledge.

*Students loved their teacher without **prejudice**.*

Discrimination: unjust treatment of categories of people grouped by outward and inward appearance.

***Discrimination** between right and wrong is easy when you have courage.*

SOME PEOPLE wanted to separate Americans by the **color of their skin**.


REMEMBER...

this started with **one word**:



Day 2

America's
Honor
Team



Lesson Plan

<p>race your inside and outside self.</p> <p>-</p> <p>prejudice a predetermined opinion</p> <p>-</p> <p>Discrimination unjust treatment</p> <hr/> <p>= America's Honor</p>
<p>race your inside and outside self.</p> <p>+</p> <p>prejudice a predetermined opinion</p> <p>+</p> <p>Discrimination unjust treatment</p> <hr/> <p>= Segregation being set apart.</p>

See pages 21-22

...Race.

One word became **two words**

with: ...Prejudice.

And two words became **three words**

with: ...Discrimination.

AMERICANS are learning not to **use words that hurt**. We **NEVER** want to hurt American's race by **calling names** or **separating because of differences**. We need to **REMEMBER** that **it is the differences of our race** that brings America

honor on our team. We are **MILLIONS OF DIFFERENT PEOPLE** who all **love and believe** in

...Freedom!



race

your inside and outside self.

—

prejudice

a predetermined opinion

—

Discrimination

unjust treatment

= **America's
Honor**

race

your inside and outside self.

+

prejudice

a predetermined opinion

+

Discrimination


unjust treatment

=

Segregation

being set apart.

Day 2


America's
Honor
Team*Lesson Plan***Dancing Oobleck**

Touch Here to view youtube video of dancing oobleck

TAKE the children **back to oobleck**. **SHOW** them **what happens** when it is placed on a **subwoofer** with **food coloring added**. **AS STUDENTS WATCH** the dancing oobleck share how Americans **words** began to be **hard** and **hurtful** because of the different colors of American's skin. **JUST LIKE** the dancing oobleck words **grew bigger and harder** and more hurtful to Americans. **THEN AND EVEN NOW**, it hurts us to remember their hateful words and actions. **STOP** the oobleck experiment and continue lesson by sharing the following three stories about:




Rosa Parks

Martin
Luther King

Ruby Bridges



Day 2

America's
Honor
Team

Lesson Plan

See pages 25-28



Rosa Parks Story

Our southern states **SEGREGATED** Americans because of the **color of their skin**.

- ★ we went to separate schools
- ★ drank out of separate drinking fountains
- ★ ate at different restaurants
- ★ sat in separate seats on buses

AMERICA NEEDED a **most valuable player** to help us remember what being on an **honor** team meant. Rosa Parks became our MVP in 1955. She was **fourty two years old**. She was an educated, working black woman who needed to ride the bus home after a long, tiring day at her job. She sat in the **first row of seats for people with black skin**. The **bus was full** of passengers, there were even some people standing. **At the next stop** more men with white skin color boarded the bus. There were no seats available so they told Rosa Parks to **stand up and move**. Rosa Parks said **NO**. The police arrived and **she was arrested**.

Her choice helped thousands of Americans remember our race creates American Honor.





Rosa Parks
1913-2005



Rosa Parks boarding and riding the bus





The day
Rosa
Parks was
arrested



The Rosa Parks bus in Henry Ford Museum before restoration
Photo ID:G876




1957 in Henry Ford Museum

Photo ID: G876



Rosa Parks & Martin Luther King

Day 2 America's Honor Team



Lesson Plan

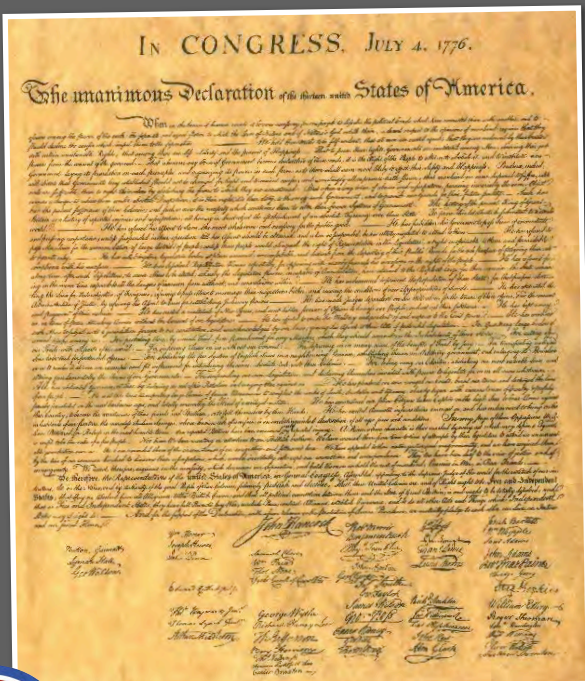


See pages 31-32

Martin Luther King

ANOTHER most valuable player named Martin Luther King led Americans to **honor** by telling our country about Rosa Parks, reminding us of our duty to America's **honor** and by showing us our **words are more powerful than knives when they are filled with love.**


The Declaration of Independence reads:



"We hold these truths to be self-evident, that all men are created equal, that they are endowed by their Creator with certain unalienable Rights, that among these are Life, Liberty and the pursuit of Happiness."



Day 2

America's
Honor
Team

Lesson Plan

"I have a dream that my four children will one day live in a nation where they will not be judged by the color of their skin but by the content of their character." -Martin Luther King



Were any MVP's on the **honor** team children?

There is one **SPECIAL PLAYER** who was **six years** old that played with exceptional **courage**. Her name was **Ruby Bridges**.

Vocabulary Word

Courage: doing something that is frightening or overwhelming to yourself.

*Walking into my classroom on the first day of school always takes **courage**.*




Martin Luther
King

I have a dream
speech






Day 2

America's
Honor
Team

Lesson Plan



Ruby Bridges


READ "The Story of Ruby Bridges", by Robert Coles. **SHARE** how **Rosa Parks, Martin Luther King, and Ruby Bridges** used oobleck or words that were soft. **THEY WERE magic and simple. THEY WERE forgiving** to Americans that used hard words against our team. They **weren't afraid**

to score our **winning points** with words like: "please, thank you, I'm sorry, I forgive you, and I love you."

OUR CLASS can become part of **America's Honor Team** by using soft words and by acting with determination and **hard work** like American olympians, with **sacrifice** like our war veterans, and with **courage** like Rosa Parks, Martin Luther King, and Ruby Bridges.

When we **FOLLOW THEIR EXAMPLES** of **honor** we will be the **most valuable players** on

America's Honor Team!



See pages 34-35





Ruby Bridges,
6 years old



Ruby Bridges in 2010

William Franz
Elementary School
2010-School Ruby
Bridges Attended



(1954-Present)
Ruby Bridges at the age of six
braved an angry mob of racist
demonstrators to become the
first black student to attend an
all white school in the South.
Her phenomenal courage
earned her a place in history
and demonstrated to the world
the power of not only the
individual but of a child. Ruby
served as an inspiration to
thousands of other black school
children and her legacy remains
an inspiration to youth today.

Monument of
Ruby Bridges

Day 2

America's Honor



Team

Writing Assessment Exercises

Click [HERE](#) to access printable PDF worksheets

All about ME!

Lets see how **Ruby** runs her race.

Finish

- girl
- reads
- smiles
- first grader
- walks to school
- goes to church
- forgives enemies
- child
- prays
- kind
- writes
- courage
- black skin
- respects parents
- neat clean appearance

Name _____

Directions: Draw yourself running down the road and print "SOFT" words that describe how you are running your race.

Finish

All about ME!
How I am Running my Honor Race.

Project Ruby's Race on a white board and have children circle how they are like Ruby. Print and have students complete worksheet. Use Ruby's for example idea.

See pages 37-38

What's Your Story?

My Story Map

Star Student, through hard work and exceptional behavior, earns the **honor** of Liberty Kid!

Who

What

Where

When

Why

Directions: Answer the 5 W's on the star and describe your own honor story in boxes below.

Beginning Middle End

Directions: Answer the 5 W's on the star and draw 3 pictures to represent your honor story in boxes below.

Beginning 1 Middle 2 End 3

Answer the 5 W's and write or draw the beginning, middle, and end of your story of becoming a most valuable player.

See pages 39-40



Lets see how

Ruby

runs her race.



Finish

girl

child

reads

prays

smiles

kind

first grader

writes

walks to school

courage

goes to church

black skin

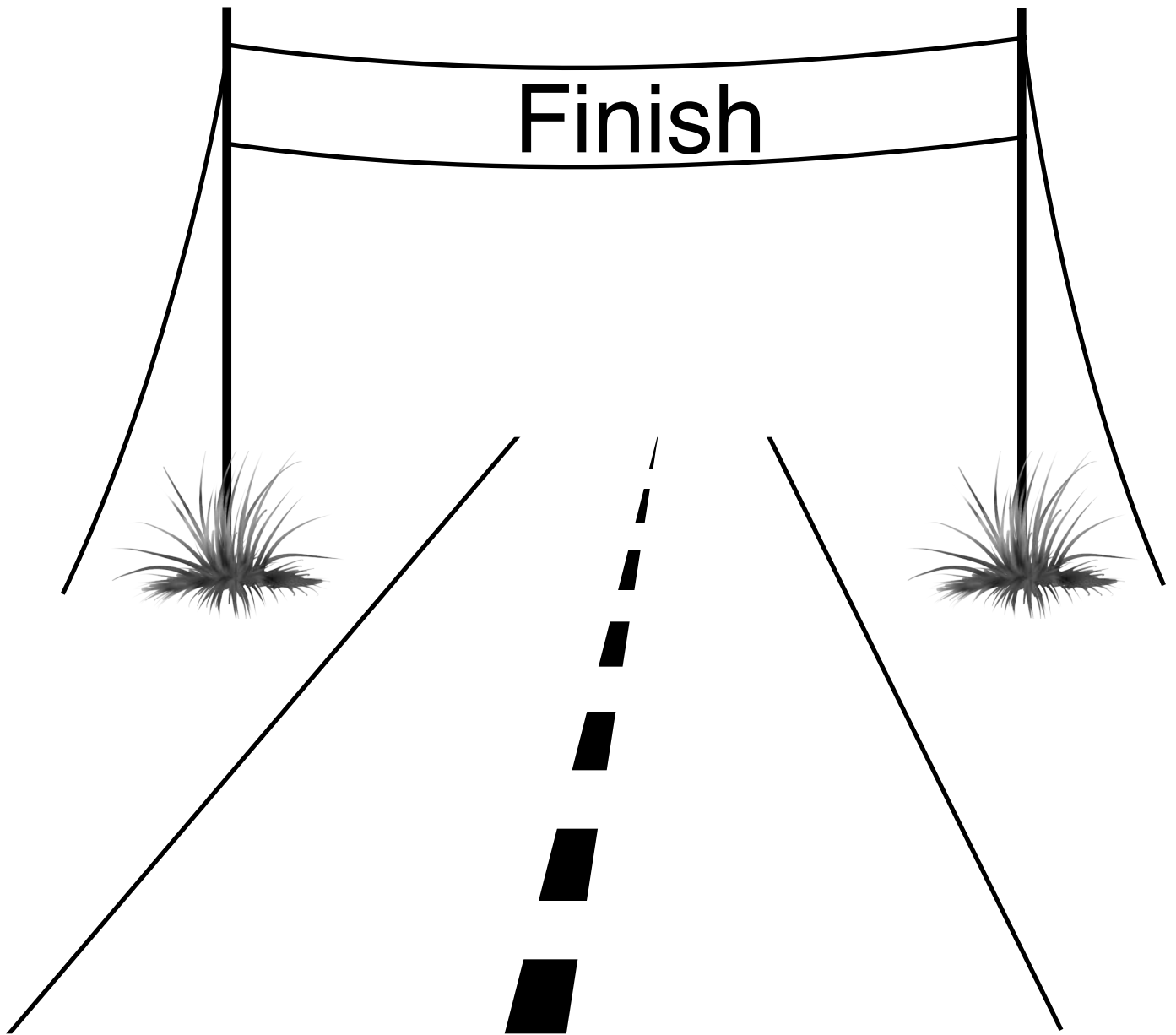
forgives enemies

respects parents

neat clean appearance

Name _____

Directions: Draw yourself running down the road and print "SOFT" words that describe how you are running your race.




All about ME!

How I am Running my

Honor Race.

My Story Map

Star Student,
through hard work
and exceptional
behavior, earns
the **honor**
of Liberty Kid!



Directions: Answer the 5 W's on the star and describe your own honor story in boxes below.


Beginning

Middle

End

My Story Map

Star Student,
through hard work
and exceptional
behavior, earns
the **honor**
of Liberty Kid!



Directions: Answer the 5 W's on the star and draw 3 pictures to represent your honor story in boxes below.

Beginning
1

Middle
2

End
3

Day 2

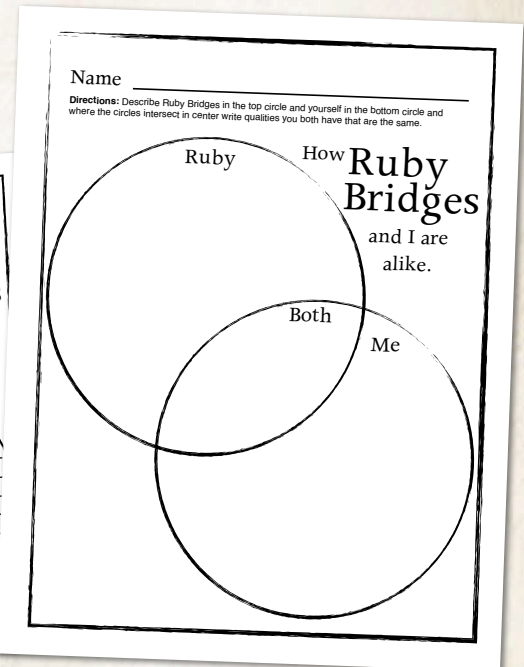
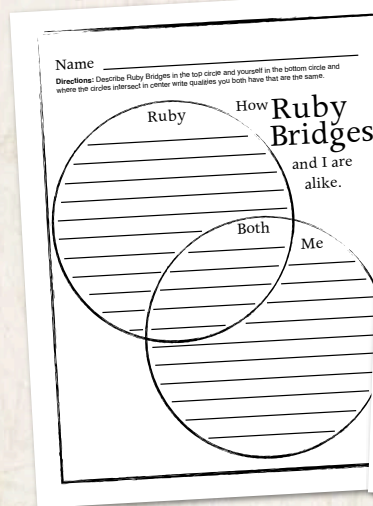
America's Honor Team



Lesson Plan

Venn Diagram

Print and have students complete the Venn Diagram worksheet. Students can draw or write how they are like Ruby Bridges in spaces provided.

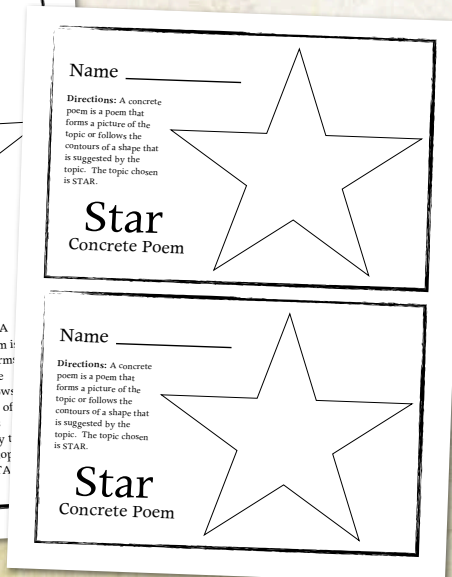


See pages 42-43

Concrete Poem



See pages 44-45

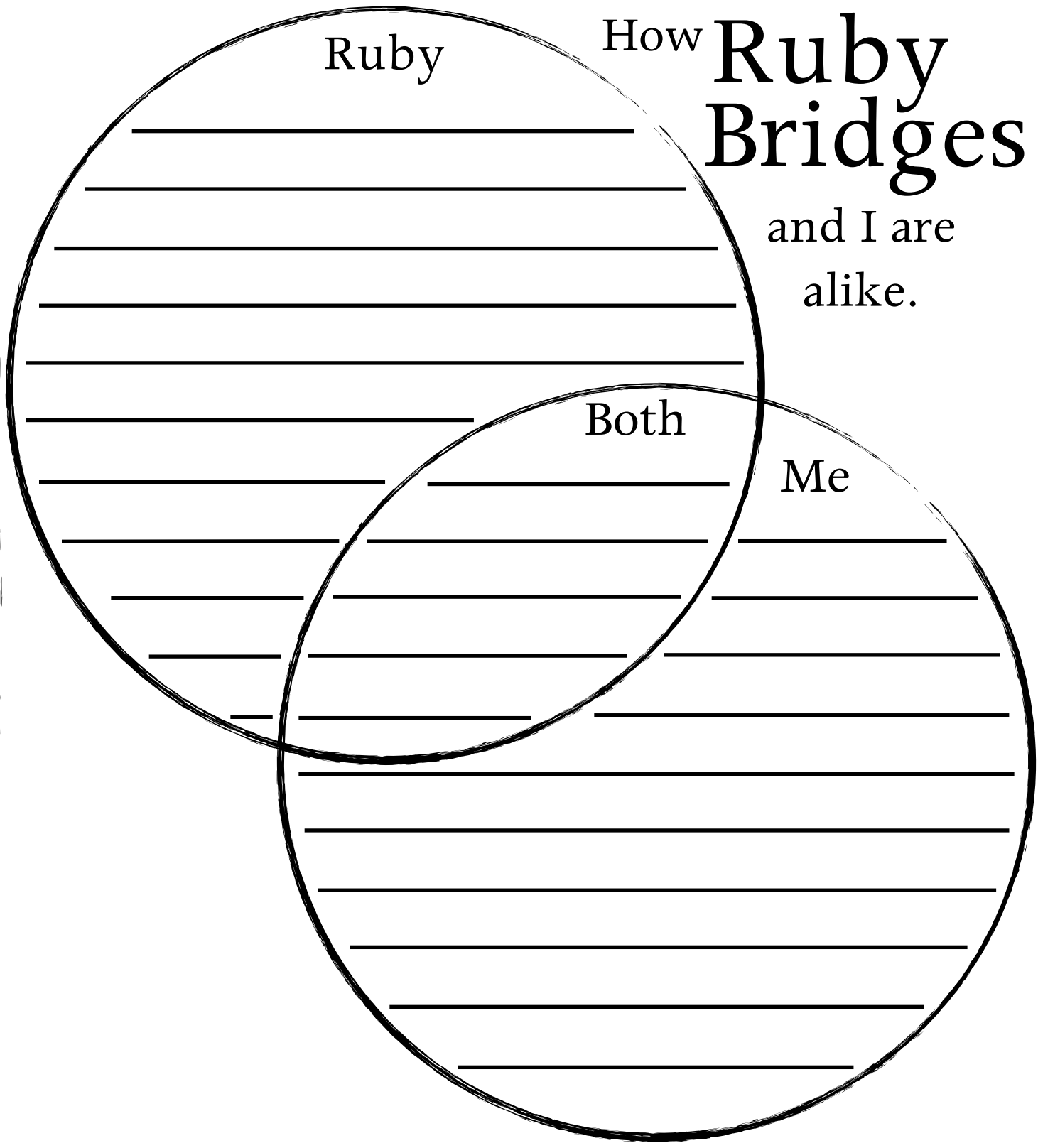


Project SAMPLE image above onto a white board for students to view. Print and have students complete the Concrete Poem worksheet. Students can cut out star upon completion and add to hall display of a large American Flag created with poster paper.



Name _____

Directions: Describe Ruby Bridges in the top circle and yourself in the bottom circle and where the circles intersect in center write qualities you both have that are the same.

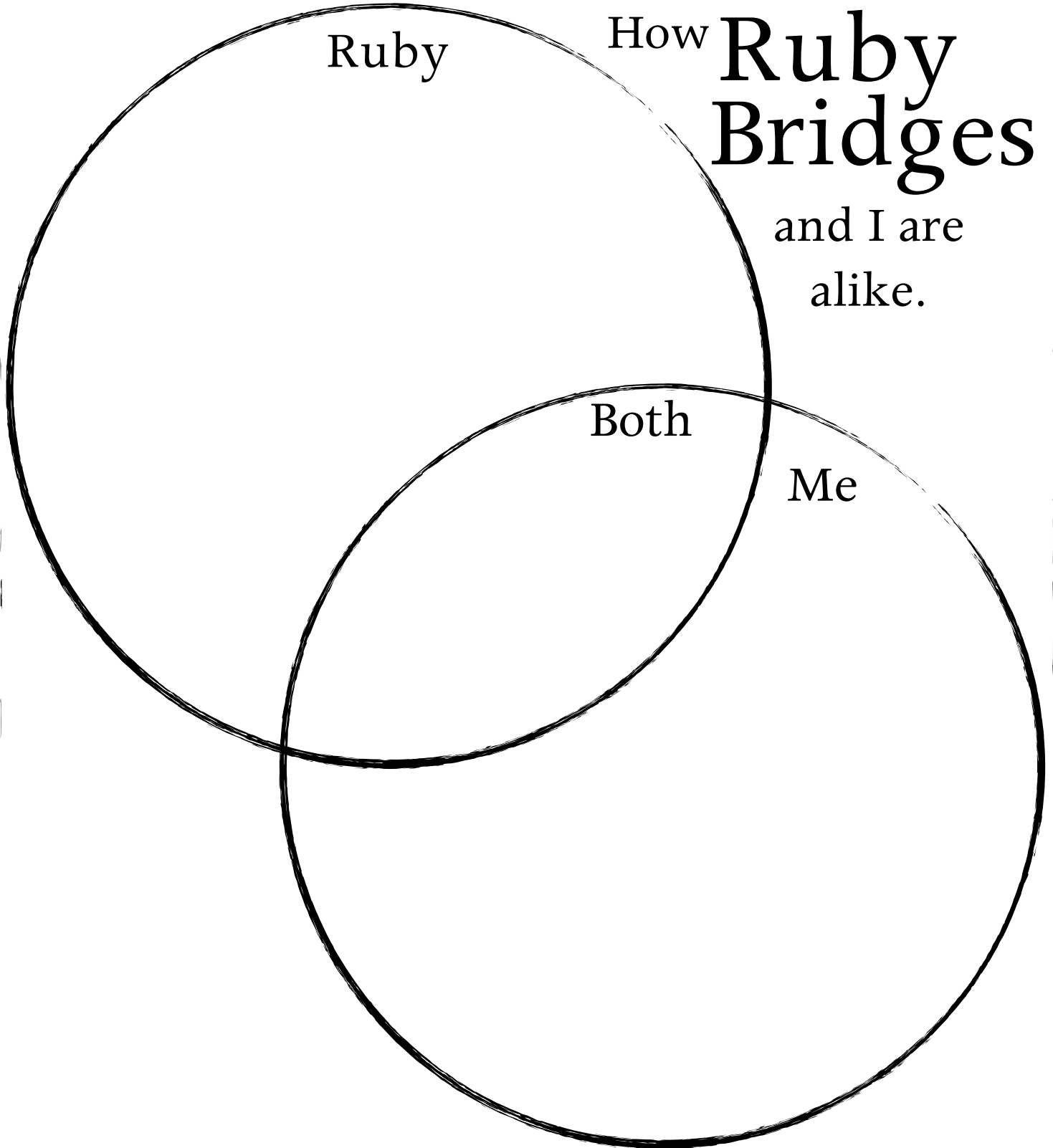


How **Ruby Bridges**

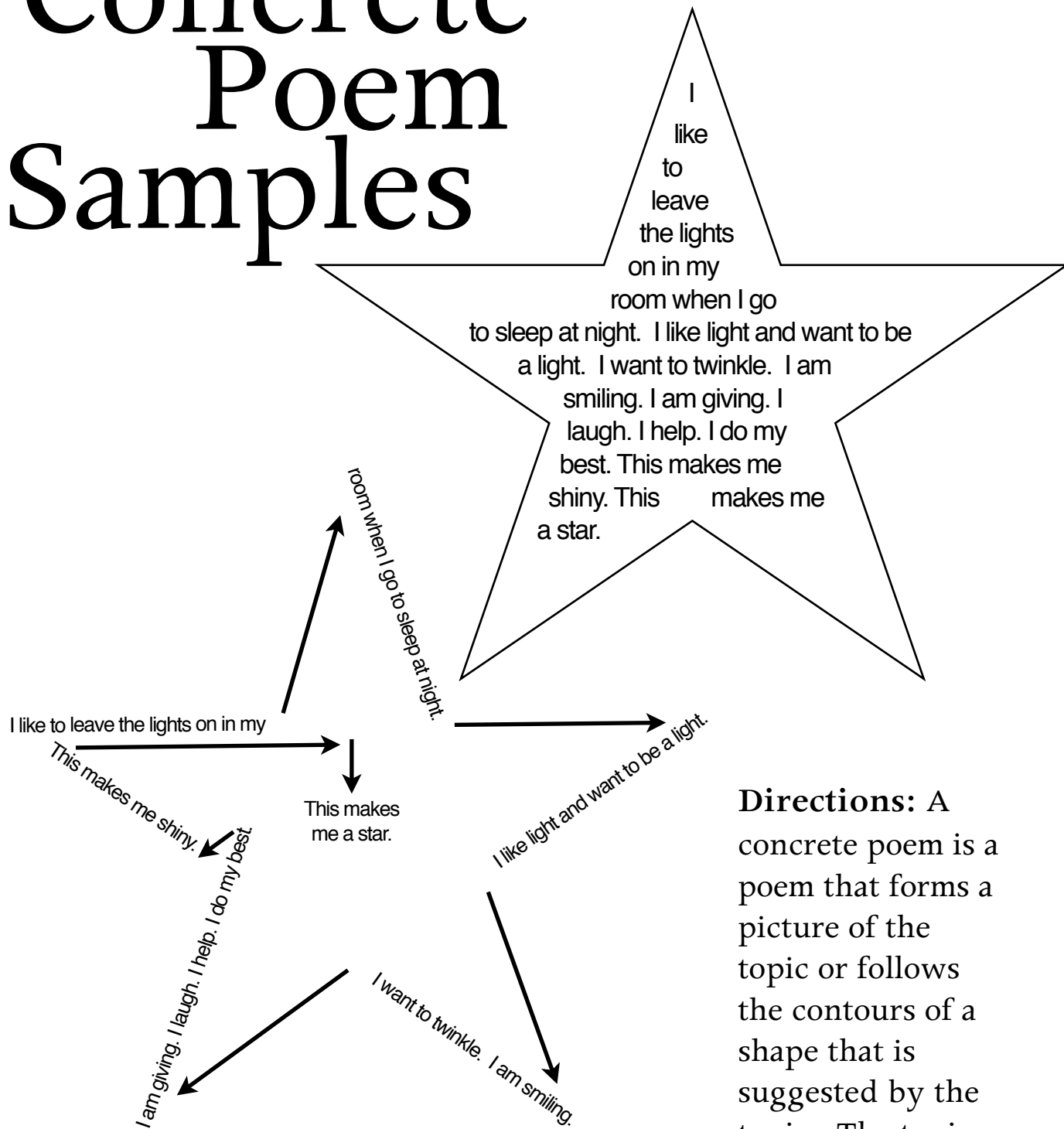
and I are alike.

Name _____

Directions: Describe Ruby Bridges in the top circle and yourself in the bottom circle and where the circles intersect in center write qualities you both have that are the same.



Star Concrete Poem Samples




Directions: A concrete poem is a poem that forms a picture of the topic or follows the contours of a shape that is suggested by the topic. The topic chosen is STAR.

Name _____

Directions: A concrete poem is a poem that forms a picture of the topic or follows the contours of a shape that is suggested by the topic. The topic chosen is STAR.

Star

Concrete Poem




Name _____


Directions: A concrete poem is a poem that forms a picture of the topic or follows the contours of a shape that is suggested by the topic. The topic chosen is STAR.

Star

Concrete Poem



Day 1

America's
Honor

Team

Art - Craft - Activities

By touching TITLES in red, you will visit websites with more details.



Olympic Ring Print Painting is so easy and fun too! With just a few items needed your kids are sure to enjoy creating this Olympic symbol.



Everyone's a Winner This one is definitely a craft. Your students will love creating this one. I love the personalized note they could add to it.



Salt Dough Olympic Medals Salt Dough is so fun to work with and the students creativity comes to life as they work with their hands and create an original piece.




Paper Medallion A paper medallion is a great way to help your students show appreciation and honor that person they have chosen.



Day 1

America's Honor



Team

Art-Craft-Activities


By touching TITLES in red, you will visit websites with more details.



Olympic Medal Cookie A cookie, tape, gold foil and a red, white and blue ribbon are all you need. The kids are sure to enjoy this simple craft.



Paper Olympic Gold Medal This simple medal is so easy to make and you will enjoy helping them create it too!



Sugar Cookie Olympic Medal Art you can eat, any kids dream. This can be a little tricky but a great tutorial and the kids are sure to remember this activity.



Cupcake Holder Medallion This art project will be done in a snap, the tutorial is in spanish but the pictures are great and easy to follow.



America's Honor Team



Rubric

Medal of Honor

CATEGORY	4 EXCELLENT	3 GOOD	2 NEEDS IMPROVEMENT	1 POOR
visual appearance	Appearance is neat and goes above and beyond in some way.	Appearance is neat.	Creates medal with intent to keep for self.	Creates medal sloppily.
Honor understanding	Willing and excited to give medal to someone of high standards and conduct.	Willing to give to acquaintance.	Intends to keep medal for self, but will give away with extra convincing.	Refuses to share medal with someone special.

Story Map


CATEGORY	4 EXCELLENT	3 GOOD	2 NEEDS IMPROVEMENT	1 POOR
5 W's	lists each W with understanding	responds to 3 or more of the W's	responds to 2 of the W's	only knows one W.
beginning, middle, end	creatively describes or draws personal BME	describes BME with lack of creativity	only describes 2 of the BME	only describes one part of the BME

Venn Diagram

CATEGORY	4 EXCELLENT	3 GOOD	2 NEEDS IMPROVEMENT	1 POOR
venn diagram	Diagram is neat and goes above in honor their own personal traits and Ruby Bridges personal traits.	Diagram neat, but lacks personal understanding of themselves and Ruby Bridges.	Diagram neat but only contains understanding of one persons circle.	Diagram illegible or unfinished.



America's Honor Team



Rubric

Star Poem

	4	3	2	1
CATEGORY	EXCELLENT	GOOD	NEEDS IMPROVEMENT	POOR
Overall Impact and effect on reader	The poem enables the reader to see, hear, feel, or think about the subject in a new way. Carries a powerful connection of thought, experience, and emotion.	The poem enables the reader to see, hear, feel, or think about the subject. Carries a sense of thought, experience, and emotion.	The poem somewhat enables the reader to see, hear, feel, or think about the subject. Briefly describes a sense of experience or emotion.	The poem does not enable the reader to see, hear, feel, or think about the subject. Fails to relate experience or emotion.
Grammar, Usage, Mechanics, and Spelling	There are few or no errors in mechanics, usage, grammar, or spelling.	There are some errors in mechanics, usage, grammar, or spelling.	The poem is difficult to understand at times because of errors in mechanics, usage, grammar, or spelling.	The poem is consistently difficult to understand because of errors in mechanics, usage, grammar, or spelling.
Grammar, Usage, Mechanics, and Spelling	There are few or no errors in mechanics, usage, grammar, or spelling.	There are some errors in mechanics, usage, grammar, or spelling.	The poem is difficult to understand at times because of errors in mechanics, usage, grammar, or spelling.	The poem is consistently difficult to understand because of errors in mechanics, usage, grammar, or spelling.



America's Honor Team



Resources

Images/Videos/Websites

Taking Chance Website/Image: <http://www.hbo.com/movies/taking-chance/index.html> <http://www.capturedbythecook.com/wp-content/uploads/2012/05/hbo-taking-chance.jpg>

Visa Olympics London 2012: "The Difference" Go World Commercial/Image: <http://www.youtube.com/user/visabrand?v=p9PZV1e9jks>

Michael Phelps: http://i.telegraph.co.uk/multimedia/archive/02295/michael-phelps_2295138b.jpg

Gabby Douglas: http://media.mwcradio.com/mimesis/2012-08/08/2012-08-08T201304Z_1_CBRE8771K6400_RTROPTP_3_SPORTS-US-OLY-GYMN-USA-DAY12_JPG_475x310_q85.jpg

Womens 4x400 Relay: <http://m.seacoastonline.com/apps/pbcsi.dll/bilde?Site=SO&Date=20120811&Category=SPORTS&ArtNo=208110343&Ref=AR&maxH=250&border=0&Q=60>

Lindsey Vonn: Lindsey Vonn of the United States, the gold medal winner celebrates during the flower ceremony for the Women's downhill at the Vancouver 2010 Olympics in Whistler, British Columbia, Wednesday, Feb. 17, 2010. (AP Photo/Gero Breloer) http://cdn2-b.examiner.com/sites/default/files/styles/image_content_width/hash/6c/a0/6ca02f3327bdd559f216d319f3624ef2.jpg

Shaun White: <http://cdn.lightgalleries.net/4bd5ebfff1339/images/oly15-1.jpg>

Evan Lysacek: <http://www.chicagotribune.com/media/photo/2010-02/52315379.jpg>

Derek Redmond Video/Image: <http://www.youtube.com/watch?v=HFKpZnok10s>



America's Honor Team



Resources

Medal of Honor History Images/Information: <http://www.cmohs.org/medal-history.php>

Recent Medal of Honor History List: <http://www.cmohs.org/recent-recipient.php>

Dr. Seuss Book Image: http://upload.wikimedia.org/wikipedia/en/thumb/7/7e/Oobleck_Cover.png/200px-Oobleck_Cover.png

Oobleck Images/video: <http://www.housingaforest.com/dancing-oobleck/> http://www.youtube.com/watch?v=weSTbkh_VJM&feature=player_embedded

Rosa Parks Images: http://colorlines.com/assets_c/2010/12/rosa_parks_gus2_120110-thumb-640xauto-1700.jpg <http://www.thehenryford.org/exhibits/pic/2002/bus/businmuseumB.jpg> <http://www.thehenryford.org/exhibits/rosaparks/story.asp> <http://0.tqn.com/d/womenshistory/1/0/N/n/2/Rosa-Parks-1988-ax.jpg>

The Story of Ruby Bridges by Robert Coles: http://3.bp.blogspot.com/_dh8i9W0YgLA/TJrxx3_QSTI/AAAAAAAAArw/He_IWt50Jyk/s1600/TheStoryofRubyBridges.jpg

Martin Luther King Images: <http://www.drmartinlutherking.net/martin-luther-king-pictures-photos.php>

Declaration of Independence Image: <http://studyourhistory.com/wp-content/uploads/declarationindep.jpg>

Martin Luther King Images: <http://www.drmartinlutherking.net/martin-luther-king-pictures-photos.php>


Dr. Seuss Book Image: http://upload.wikimedia.org/wikipedia/en/thumb/7/7e/Oobleck_Cover.png/200px-Oobleck_Cover.png

Oobleck Images/video: <http://www.housingaforest.com/dancing-oobleck/> http://www.youtube.com/watch?v=weSTbkh_VJM&feature=player_embedded

Declaration of Independence Image : <http://studyourhistory.com/wp-content/uploads/declarationindep.jpg>



America's Honor Team



Resources

Medal of Honor Art Project Websites/Images

Olympic Ring Print: <http://mermaidscreations.wordpress.com/2012/04/30/6801/>

Everyone's a Winner: <http://collagecollageshop.blogspot.co.uk/2010/02/everyones-winner.html>

Salt Dough Olympic Medals: <http://www.theimaginationtree.com/2012/04/salt-dough-olympic-medals.html>

Paper Medallion: <http://howaboutorange.blogspot.com/2010/04/diy-paper-medallions.html>

Olympic Medal Cookie: <http://alphamom.com/family-fun/holidays/olympic-medal-cookies/>

Paper Olympic Gold Medal: <http://blogs.familyeducation.com/parenting/moms/allison-mcdonald/gold-medal-craft>

Sugar Cookie Olympic Medal: <http://littlebirdiesecrets.blogspot.com/2010/02/go-for-gold-olympic-medal-cookies.html>

Cupcake Holder Medallion: <http://www.guiainfantil.com/articulos/ocio/manualidades/medallas-para-el-dia-del-padre-manualidades-para-ninos/>

Lesson Plan

written by Molly Foster
& designed by Heidi Tribe

© 2010 by We Are Liberty Kids.

wearelibertykids@gmail.com

