


I SPY a Patriot



Understanding that an American Patriot believes in the founding principles of America, loves their countrymen, and shows that love through their actions.





I SPY a Patriot

Table of Contents

Overview3

Book Description4

Lesson Plan5-40

 Cause and Effect Worksheet9

 Secret Message Images.....14

 Nathan Hale Images16-17

 Secret Message Image (tree)19

 Declaration of Independence Signing Images.....23

 2nd Grade Declaration of Independence26

 Declaration of Independence Worksheets.....27

 9/11 Survivor Tree Image37

Art Activities.....41-50

 Patriot Hanger Person (Worksheet).....41-42

 Spy Message (Worksheet)43-44

 Patriot Tree (Worksheets).....45-48

 I Spy Patriots all over America (Worksheet) ...49-50


Art Projects.....51

Rubric52-53

Resources54-56



Overview



I SPY a Patriot

1. **Title:** I Spy A Patriot

2. **Purpose:** *"...as Free and Independent States, they have full Power to levy War, conclude Peace, contract Alliances, establish Commerce, and to do all other Acts and Things which Independent States may of right do. And for the support of this Declaration, with a firm reliance on the protection of divine Providence, we mutually pledge to each other our Lives, our Fortunes and our sacred Honor."* - Declaration of Independence

3. **Objectives:** Understanding that an American Patriot believes in the founding principles of America, loves their countrymen, and shows that love through their actions.

4. **Duration:** Up to 2 hours depending on assessments and projects appointed.

5. **Grade:** K-6.

6. **Content Area & Core Standards:** Social Studies, Language Arts, Music.

7. **Resources / Materials needed:** Supplies for making parchment paper and secret message, "The Giving Tree" by Shel Silverstein, ("Johnny Tremain" and "Molly Pitcher" both optional with information included in lesson), choose art project and plan accordingly.

8. **Vocabulary:** Cause, Effect, Sugar and Stamp Act, Continental Congress, Boston Tea Party, Declaration of Independence, Revolution, Simile.

9. **Differentiation:** Group and individual activities and assessment.

10. **Motivation/Anticipatory Set:** Spies of the American Revolution.

11. **Assessment/Rubric:** Worksheets, art, and writing. Rubrics included at end of lesson.

12. **Preparation:** Review lesson plan thoroughly, choose specific resources from lesson according to class needs, practice patriotism in your own life and prepare to share these experiences with students as you invite them to follow your example. Prepare spy message and art project materials for students.





I SPY a Patriot

Book Description

Through this unique multimedia, integrated lesson children will understand how to be a patriot. Learning about the earliest patriots in our country will help them recognize the patriots of our time, including the hero's of 9/11 and the everyday actions of patriots living in their communities. You will teach students to understand the Declaration of Independence, to love home and country, and to recognize the power of giving. Assessing their understanding through language arts, science and critical thinking will enable you to engage your students and promote growth in learning.



Lesson



I SPY a Patriot

Discussion:

Have you ever heard of an **American Patriot**?

WE are ALL Americans, but **to be a patriot** is a very special way to live, and makes **YOU** a **unique American**.



Do you know what a **patriot** is?

LET class **discuss ideas**.

TELL the students everyone **knows** an **American Patriot**, but not every American **is** a **patriot**. **SOME** patriots are as young as **elementary students** or as old as **grandparents**.



Who were the first **American Patriots**?





Lesson




I SPY a Patriot

In **1764** there were **THIRTEEN COLONIES** in **New England** (*They were still subject to King George III of England*). **THERE** were over **2 million people** working hard to **create happy lives for their families**. **IMPORTANT** events like the Sugar and Stamp Acts, the Boston Tea Party and forming a Continental Congress caused an **American Revolution**.

IF you **lived in America** during this time you were...

-  **either a patriot** (*supported independence from the crown of England*)
-  **or a loyalist** (*loyal or supported the crown of England*).

 **Which would you be?**

YOUR decision to be a **patriot or loyalist** would happen because of the **events or people around you**.

The **CAUSE** is the events leading up to the Revolutionary War, the **EFFECT** of those events is your choice to become a patriot or loyalist.

 **How does cause and effect work?**



Lesson

I **SPY** a PatriotLET'S **talk** about it.

Vocabulary Words

Cause: why something happens

Effect: what happens

ANYTHING that happens has two parts, the **cause** and **effect**.

The cause is **WHY** it happens.
The effect is **WHAT** happens.



WHEN we read literature we can **look for clue words** that help us know the sentence is describing a **cause and effect**.

- so
- since
- because
- due to
- therefore
- reason
- result
- consequently
- if

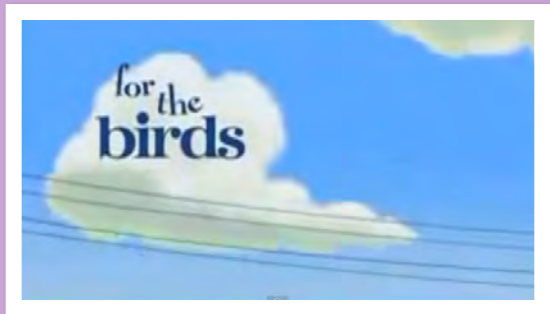


Lesson



I **SPY** a Patriot

CHOOSE one of the following:



Movie Clip

WE are going to **watch** a short movie clip. Click **HERE** to view the “movie clip” **WATCH** the **actions of the birds**, be prepared to discuss what you observe with the: **cause** (why it happens) and **effect** (what happens) or complete

worksheet
 Click **HERE**
 for Cause &
 Effect
 printable pdf
 worksheet

Name _____


Directions: After watching the movie clip, use the Cause and Effect “Clue words” words below to fill in the blanks. Clue words may be used more than once.

Clue words: Cause & Effect

• if	• since	• due to	• reason	• consequently
• so	• because	• therefore	• result	

The birds were tired _____ they sat down. No one wanted to share the power line _____ they started arguing. _____ the big bird wasn't like them they made fun of him. _____ the little one's didn't want to be near him they moved further down the line. The big bird sat in the middle of the little birds _____ in the line sinking. The little birds started talking _____ big bird started talking _____ the little bird didn't want him to talk they bit him. The _____ of the bite was the big bird falling upside down. The little birds wanted the big bird off _____ they pecked at his feet _____ in him falling from the wire. _____ the big bird fell the little birds flew into the sky. _____ to the catapulting birds their feathers flew off.

See page 9



Read

READ “If You Give a Mouse a Cookie”, by Laura Joffe Numeroff, **aloud to your class.** **HELP** students watch and listen for **clue words** in the story stopping to **discuss** and **apply** the **same cause's to their life.**

Cause & Effect Clue Word Reminders:

- ★if
- ★so
- ★since
- ★because
- ★due to
- ★therefore
- ★reason
- ★result
- ★consequently



Name _____

Directions: After watching the movie clip; use the Cause and Effect "Clue words" words below to fill in the blanks. Clue words may be used more than once.



Cause & Effect

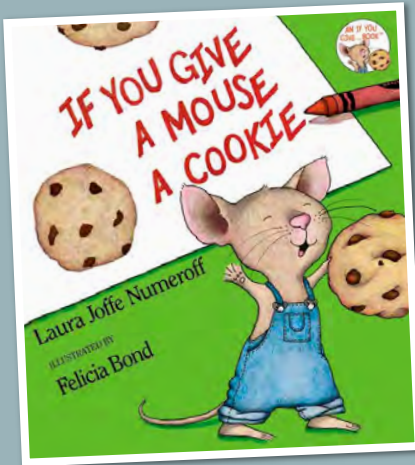
- if
- since
- due to
- reason
- consequently
- so
- because
- therefore
- result

The birds were tired they sat down. No one wanted to share the power line they started arguing. the big bird wasn't like them they made fun of him. the little one's didn't want to be near him they moved further down the line. The big bird sat in the middle of the little birds in the line sinking. The little birds started talking big bird started talking. the little bird didn't want him to talk they bit him. The of the bite was the big bird falling upside down. The little birds wanted the big bird off they pecked at his feet in him falling from the wire. the big bird fell the little birds flew into the sky. to the catapulting birds their feathers flew off.

Lesson




I SPY a Patriot

Read
continued

- What would happen if you were given a cookie?
- Would you need a glass of milk?
- **AND** so forth.
- What happens at your home or school if you do what you are asked?
- If you clean your room you will get to go outside to play.
- If you eat your vegetables you will be healthy and strong.
- If you get your assignments done you will get to go to recess.
- If you work hard at school you will be smart!
- **GET** them **critically thinking** about things like:
 - What happens if a popsicle sits out in the sun?
 - How does water turn to ice?
 - What happens if the doorbell or phone rings at your house?

Why did we have the **Revolutionary War**?

(*BECAUSE we needed to become independent of England to be free.*)



see pdf at the end of lesson

WE are going to learn a **few causes of the Revolutionary War.**

LISTEN carefully and choose the **cause** and **effect** for each event in history.

• **USE** the pdf at the end of the lesson.



Lesson



I SPY a Patriot

Sugar and Stamp Act: [Study more HERE](#)

In 1764 and 1765 Great Britain charged taxes on sugar and printed materials in the colonies. The colonists were not allowed to vote on taxes imposed from the crown.

The people living on the American Continent did not want “taxation without representation” resulting in a need for independence.

Boston Tea Party: [Study more HERE](#)

In 1773 colonists boarded the ships in Boston harbor and threw the tea into the sea. They did this to show their opposition to the tea tax imposed by England.

Due to the tea tax the patriots threw all the tea into the sea.

Continental Congress:

In 1774 each colony voted and sent representatives to Philadelphia to convene in a congress. They met three times in three years and debated and decided what their home in America needed for the happiness of the people living there.



[Click HERE to view video](#)

The Continental Congress helped create the Declaration of Independence so they could be independent.



Lesson



I SPY a Patriot

Lexington and Concord:

No one knows who fired the first shot of the war. On April 19, 1775 British troops marched through Lexington on towards Concord to stop the Americans from stockpiling weapons. The first shot is referred to as the first shot heard round the world.

Both the Patriots and Redcoats opened fire consequently beginning the Revolutionary War.



SHOW video about the “shot heard around the world”. (*click title to watch*)

Revolution:

An overthrowing of government. The American Revolutionary War happened in the years 1775-1783.

Since the colonists wanted to gain independence from England, they fought in the Revolutionary War.

Teacher Preparation:

Click **HERE** for spy message website



SHOW your students a **secret message** you have prepared for them.



Lesson



I SPY a Patriot

SPIES played a **significant role** in helping America become an **independent, free country**.



Have you ever wanted to be a **spy**?



What does a **spy** do?

(Solves mysteries, write secret messages, write with invisible ink, finds evidence, understand cause and effect)

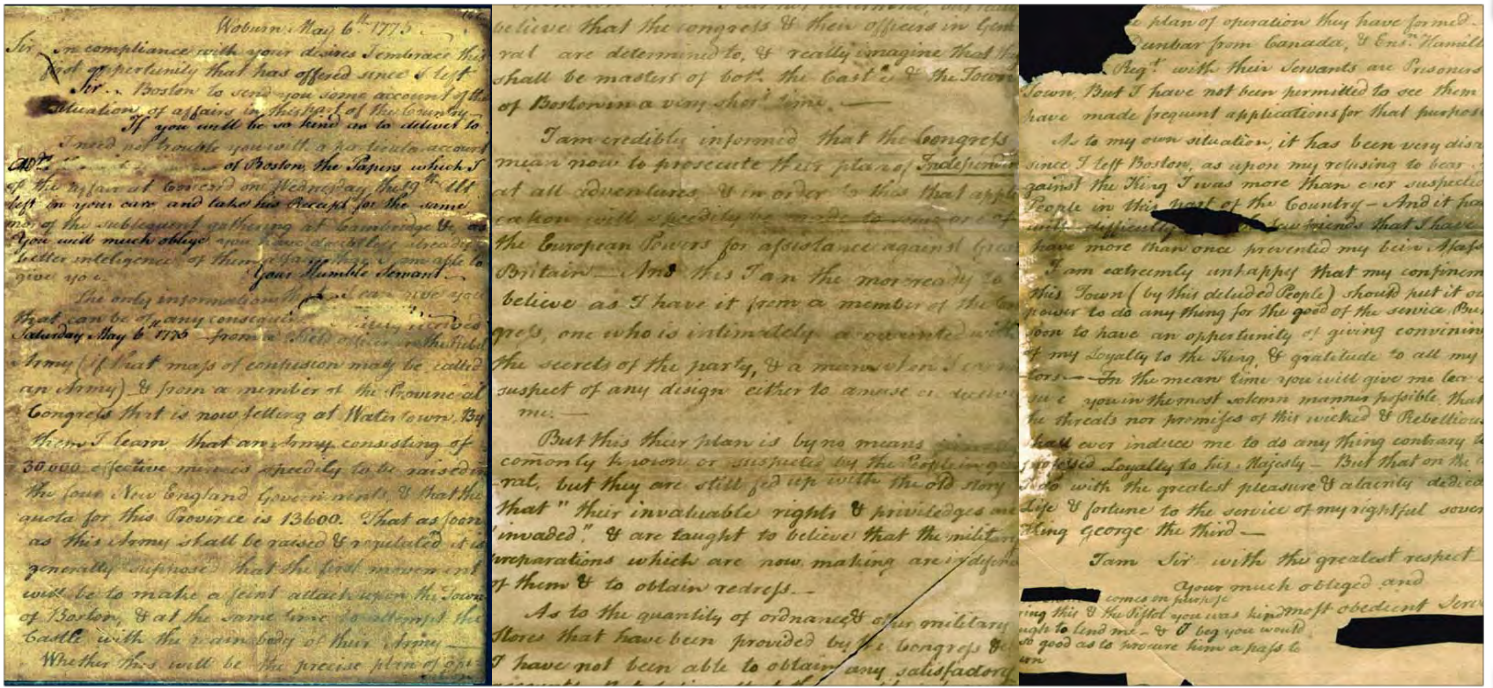
Secret Messages



See pages 14

TELL them the **American spies** of the Revolutionary War would send valuable information about the **British Army** to General **George Washington** on **letters and papers similar to this**.





From the Collection of the Clements Library.



From the Collections of the Clements Library

From the Collections of the Clements Library

From the Collections of the Clements Library

Henry Clinton's letter to John Burgoyne was meant to be read through a mask or grille. This is the letter with the mask laid over it, revealing the real message that Clinton wanted to convey to Burgoyne.

Lesson



I SPY a Patriot

Nathan Hale

See pages
16-17

The **FIRST** American spies were **patriots**. **THEY** helped America **win her independence** from England. **NATHAN HALE** was the **first spy** for **General George Washington**. **HE** loved learning. **HE** was only **19 years old** when he **graduated from Yale** and began teaching school. **THIS** was **not uncommon** for boys living during colonial times. **HE** was one of the first teachers to **give girls the opportunity** for a formal education. **MR HALE** allowed them to learn in the **early morning hours** from 5 to 7 so he could teach the young boys at **later hours in the day**. He loved to help others. **WHEN** the Revolutionary War began **Mr. Hales immediately joined the patriots** to help us gain our independence.





Nathan Hale statue by Bela Lyon Pratt at Chicago Tribune Tower.



Nathan Hale statue by Bela Lyon Pratt at Fort Nathan Hale.

YALE *in* THE WAR



Nathan Hale statue flanked by Yale servicemen, Yale campus, New Haven, Connecticut, November 1917.

Nathan Hale appeared on US postage stamps issued in 1925 and 1929. Likeness is from statue by Bela Lyon Pratt.



Lesson



I **SPY** a Patriot



See Page 19

SHOW students the **image of the patriot tree**. There is a **secret hidden message** in the tree, it tells you **how to be an American Patriot**.



What do you think it says?

WE can be patriot spies **today!**


We need evidence or proof of patriots living throughout history.

THE evidence will **show us how a patriot acts**. We can find **hidden evidence** of patriots when we **look at trees**. **AN** easy way to **think of a patriot** is to...

R E M E M B E R :

a patriot is like a tree.






Love
 Trustworthy
 Hard Working
 Service
 Kindness
 Sacrifice
 Sharing
 Respectful

WE HOLD THESE TRUTHS TO BE SELF-EVIDENT, THAT ALL MEN ARE CREATED EQUAL, THAT THEY ARE ENDOWED BY THEIR CREATOR WITH CERTAIN UNALIENABLE RIGHTS, THAT AMONG THESE ARE LIFE, LIBERTY AND THE PURSUIT OF HAPPINESS.
 DECLARATION OF INDEPENDENCE

Secret Hidden Message

WE HOLD THESE TRUTHS TO BE SELF-EVIDENT, THAT ALL MEN ARE CREATED EQUAL, THAT THEY ARE ENDOWED BY THEIR CREATOR WITH CERTAIN UNALIENABLE RIGHTS, THAT AMONG THESE ARE LIFE, LIBERTY AND THE PURSUIT OF HAPPINESS.
 DECLARATION OF INDEPENDENCE



Qualities of a Patriot

Lesson

I **SPY** a PatriotHow can a patriot be **like** a tree?!Does that mean a patriot is a **tree** instead of a **person**?

No! **WHEN** you compare **2** things with the words **like** or **as** you are using **similes**.


Vocabulary Word

Simile: compare two things with the words like or as.

Teacher Preparation:

WATCH this short, simple video on teaching simile, metaphor and personification to students.

Click **HERE** to view video



smileifyou'rehappy-libertykids website link



Lesson



I **SPY** a Patriot

As a class... **WORK** to verbally create **similes** about America.

In the **PDF** at the end of the lesson **use** the words **like** or **as** to **create similes** to describe the following:

Patriot Similes



see pdf at the end of lesson



Where does a tree begin?

(In the ground at the roots.)




Where does a tree get its nourishment, its food?

(Through the roots of the tree.)



Lesson



I **SPY** a Patriot



Where does a patriot begin?

(At the roots or beginning of our country.)

A **PATRIOT** is rooted in the **founding principles of our country.**



What are the founding principles?

(The Declaration of Independence and Constitution.)

Our Founding Fathers



see pages 23

ON July 4, 1776 the Continental Congress **signed the Declaration of Independence** written by Thomas Jefferson. Their **COOPERATION** allowed them to create a statement

that **proclaimed their independence** from King George III and **their reasons for fighting for this freedom.**

This declaration has become the root for American liberty.





Founding Fathers

Signing of the Declaration
of Independence

Lesson

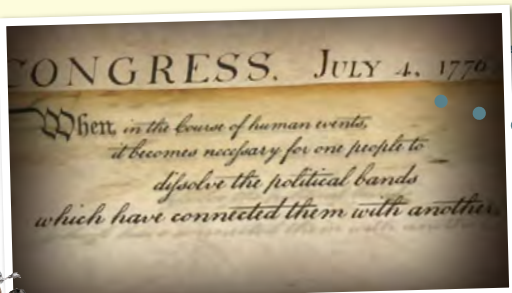


I SPY a Patriot

Part of the Declaration reads as follows:

“When in the Course of human events, it becomes necessary for one people to dissolve the political bands which have connected them with another, and to assume among the powers of the earth, the separate and equal station to which the Laws of Nature and of Nature's God entitle them, a decent respect to the opinions of mankind requires that they should declare the causes which impel them to the separation.

We hold these truths to be self-evident, that all men are created equal, that they are endowed by their Creator with certain unalienable Rights, that among these are Life, Liberty and the pursuit of Happiness....as Free and Independent States, they have full Power to levy War, conclude Peace, contract Alliances, establish Commerce, and to do all other Acts and Things which Independent States may of right do. And for the support of this Declaration, with a firm reliance on the protection of divine Providence, we mutually pledge to each other our Lives, our Fortunes and our sacred Honor.” - Declaration of Independence



➤ Touch **HERE** to view video about the Declaration of Independence

smileifyou'rehappy-libertykids website link



Lesson

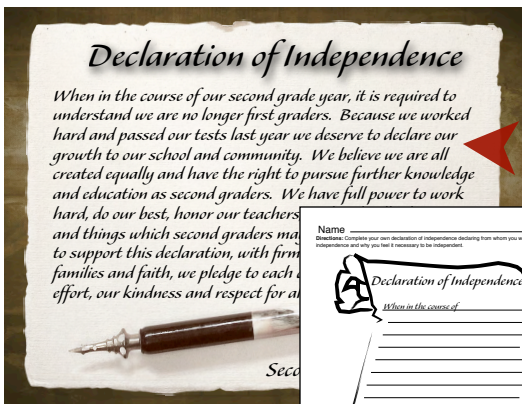


I SPY a Patriot


LETS pretend that **your teacher from last year** keeps coming in your room to tell you that you must continue to do your first grade math fact sheets. **You are now in Second Grade** and you mastered your facts last year. **SHE** wants to **make you** responsible for work you participated in last year. **YOU** are frustrated and **want her to know** you are grown up now. **You are Second Graders!** You have your own, **new classrooms and teachers** and no longer need to be a part of the First grade. **YOU** need to **declare your independence** to the school so **you will be able** to do the work you choose to participate in as **Second Graders.**

AFTER reading our country's Declaration of Independence **work in your groups to create your own** Second Grade declaration and become free and independent from First Grade.

..... **IT** might read as follows:



See pages 26-27



Teachers Note...

(It is often better to show the sample after they design their own declaration and then compare it with the sample given. This allows them to think of ways to improve and praise the best parts or recognize ways to improve.)

Click **HERE** for PDF worksheet.



Declaration of Independence

When in the course of our second grade year, it is required to understand we are no longer first graders. Because we worked hard and passed our tests last year we deserve to declare our growth to our school and community. We believe we are all created equally and have the right to pursue further knowledge and education as second graders. We have full power to work hard, do our best, honor our teachers, and to do all other acts and things which second graders may of right to do. In order to support this declaration, with firm reliance on our teachers, families and faith, we pledge to each other to give our best effort, our kindness and respect for all.



Second Grade Students

Lesson



I SPY a Patriot



Did you know?

Some of our most inspirational patriots can be discovered through literature. The following two suggestions perfectly illustrate patriots in the revolutionary era. They are rich in content and inspire even the most reluctant reader to enjoy literature.

“Molly Pitcher;
Young Patriot”
(childhood of famous Americans),
by Augusta Stevenson.

Read

“Johnny Tremain”,
by Esther Forbes, a Newberry
Award winner and Disney classic
movie.



This book is appropriate for teachers to read aloud K-2 or for 3-6 to read on their own.

A fictional tale woven in the historical revolutionary era. A young boy learns how to act like an American patriot. (5th and 6th grade)



Lesson



I SPY a Patriot


Molly Pitcher

The **FIRST American Patriots** lived a long time ago. **PATRIOTS** were born **right along with our country** in **1776**. **THERE** were many **boys, girls, men** and **women** who sacrificed and worked to create a country with **freedom and liberty**. **MOLLY PITCHER** was one of these patriots. **IN FACT**, her real name was *Mary Hay's* but after her special patriot act on June 28, 1778 during the revolutionary war, at the battle of Monmouth, she has always been called **Molly Pitcher**.

Remember:

the Revolutionary War was America's fight against England for our own freedom.

YOU may **read** "They Called Her Molly Pitcher", by Anne Rockwell



Or tell the following story:



Lesson



I SPY a Patriot

Mary Hay's (her nickname was **Molly**) began helping the revolution at **Valley Forge** with **Martha Washington** (General **George Washington's** wife) **baking and delivering food, washing clothes and blankets** to care for the **sick and dying soldiers**. Her husband, **William Hays** was a **patriot soldier** fighting for the freedom of his **family and new country**. He was an **artilleryman** (loading and reloading the large guns, similar to a small cannon). **Molly** was worried about him and **all the soldiers**. On the day of the battle of **Monmouth**, temperatures reached **100 degrees Fahrenheit**. **Molly** knew it would be hard to **survive the battle** and even more difficult to **survive the heat** with **no water**. (They didn't have water bottles, drinking fountains or hydropacks in 1776) She left her home and rode her horse miles away to the battlefield **with a pitcher or bucket** to transport water to the soldiers. Many of the soldiers lay on the battlefield, with **heatstroke and dehydration**. She quickly worked to **fill and refill the pitcher** with **water** and administer it to the soldiers. When they needed a drink they would call, "**Molly, pitcher!**" and she would **come running to help**. Her husband **collapsed at the cannon** and was **taken off the field**. **Molly** took his place **at the gun**. During the battle a **cannon ball flew between her legs** taking a part of her skirt with it. It is rumored she said "**that could have been worse**" and continued the fight. **General George Washington** acknowledged and **honored Molly for her bravery** in saving his soldiers, for her patriotism. From that moment she was known as **Molly Pitcher**. **She loved America** and the people who lived there **AND** she believed in creating a **free America**. She wanted to **DO** all that was necessary to **make and keep** our country free. **Molly Pitcher ACTED** with courage to **protect our our liberty** pronounced in the Declaration of Independence. The founding principles of **liberty and freedom** made her **strong and rooted in patriotism**.



Lesson



I SPY a Patriot



Why did Molly Pitcher **courageously help our soldiers?**

(Because of her belief in the principles in the Declaration of Independence.)

WE can be a patriot **when we understand and believe in the Declaration of Independence.**



What is the **first thing we need to do in order to be a patriot?**

(Become rooted in our founding principles, understand, love and respect the Declaration of Independence.)

WE can receive our nourishment, **our food to grow** through the Declaration of Independence.

WHEN we believe in **freedom and independence** we can become **LIKE** the strong **trunk of a tree.** A

PATRIOT begins in the ground **with strong roots** and those roots create a tree trunk.

THE trunk of a tree is **LIKE** a **home for a patriot.**



Lesson



I SPY a Patriot

Wizard of Oz: “no place like home”

IN the fictional story “**The Wizard of Oz**” a young girl named **Dorothy** is lifted away in a tornado and dropped in the land of Oz. The land of Oz is **magical**. **BUT** **Dorothy** only wants to be in **one place**.

She wants to go home.

SHE is **homesick**.



Have you ever been **homesick**?

MAYBE you have had to **spend a night away** from your parents or loved ones. **MAYBE** you **live far away** from your cousins or grandparents and wish you could **see them more often**.



What does it mean to be **homesick**?

WHEN we are sick **our bodies** are achy or uncomfortable.

IF we are **sick for home** we ache and wish for home.



Lesson



I **SPY** a Patriot



WATCH what **Dorothy** does when she arrives home to her family.

Click **HERE** to view video of Dorothy



What did Dorothy keep repeating?

("There's no place like home".)



What made Dorothy want to go home? Was it her house? Her clothes or food?

DOROTHY is a fictional character **who loved her home.**

THERE are **nonfictional, real life patriots** that **love their homes, families and friends.**

WATCH for evidence of **why they love America.** *(This can be played in whole or part)*



Click **HERE** to view video of real life patriots

smileifyou'rehappy-libertykids website link



Lesson



I SPY a Patriot

Discuss

1

why we **love our homes**. **HELP** them **understand our love for places**, like our home, school, or country are connected to the **relationships we experience there**.


2

how **not all** homes, families, schools and classrooms **look the same**. **TALK** about **their** classroom, **their** home away from home, and **our positive, caring feelings** about the people or environment around them.


A Patriot loves their home, their families and friends!

I **SPY** a patriot **when an American loves** their home and country men, because they are **rooted in living** the principles of freedom.

READ the book “**The Giving Tree**”, by Shel Silverstein aloud to the class. **TALK** about **what the tree gave** to the boy.



Lesson



I SPY a Patriot



What did the tree give or do?



Why did the tree keep giving and doing for the boy?

The **giving tree** was a **very special tree**. *“Once there was a tree.....and she loved a little boy, even more than she loved herself”*.

A **PATRIOT** can be **LIKE** the leaves or fruit on a tree. I **SPY** a patriot when we see Americans **caring** and **doing** for others **more than they do for themselves**.

Did you know...

there is a real giving tree in New York City called “the Survivor Tree”?

THIS tree **survived the terrorist attacks of 9/11** and is a symbol of American Patriotism. **SHOW news clip.**



Click **HERE** to
view news clip



Lesson

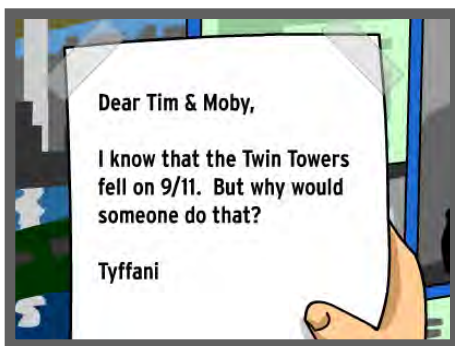
I **SPY** a Patriot

What happened on September 11, 2001?



See Page 36

TAKE time to appropriately discuss with the class the **events of 9/11** depending on ages of students. **THE** following are **links to various clips** that may help you with your discussion. **POSITIVELY** emphasize the **patriotic acts of American's** on that day and the days following the tragedy.



Touch Here to view 9/11 Video Clip #1

Note: flash video is not playable on the iPad but link may be copied from resources and played on desktops.

No actual images of the event are shown in this video, only cartoon.



Touch Here to view 9/11 Video Clip #2

Note: flash video is not playable on the iPad but link may be copied from resources and played on desktops. Actual video and images of the event are shown in this video.

smileifyou'rehappy-libertykids website link





9/11 Survivor Tree in bloom

Lesson



I SPY a Patriot

THE firefighters, citizens and American's around the country **helped in many ways:** rescue, prayers, notes, aide, soldiers, etc.

THESE Americans were **LIKE** the "Survivor Tree".

THEIR roots **could not be destroyed**, even when she was hurt and broken she kept standing, and **the tree continues to give** beauty, shade, strength and inspiration through her branches and leaves.

WE can **learn from the trees** how a patriot acts.




What do the trees and the heroic American's of 9/11 have in common?

(They did good things for others.)

A patriot gives.



Lesson

I **SPY** a Patriot

Do you remember seeing how the **soldiers and their families** loved each other?

 **How do you know your parents, family, teachers, friends love you?**

LET class share **what these people DO** to show their love.

 **What can you DO to show your love for these people?**

LET them share ideas of **how they GIVE** their love to people.

PRAISE them for being **just like the giving tree**, for being an American Patriot.

THE Declaration of Independence and

Constitution provide us with **liberty to give** to and love others. A **PATRIOT** gives service **because of their love** for their home, family and their **rooted belief** in the freedoms given us in the Declaration of Independence.

WHEN we do good for others **we are doing good for our country**, you will be an

American Patriot!



Lesson



I **SPY** a Patriot

MUSIC can help us **feel love** towards our **home and country**. **AS** a class, you may want to **listen to and learn one of the following songs**.



“God Bless The
USA”

by Lee Greenwood
Click [HERE](#) for God Bless
The USA video



“O, America”
sung by Celtic Woman
Click [HERE](#) for O,
America video



Name _____

Spy Message

Directions: Create your own parchment paper and write a secret message with a tooth pick as a pencil and lemon juice as ink between the lines of a letter written in ink. INK: (solid lines) Write a descriptive paragraph about a cause of the Revolutionary War. With INVISIBLE INK: (dotted lines) write the reason why you are a patriot or loyalist.

I *SPY* a Patriot's Secret Message

.....

.....

.....

.....

.....

.....




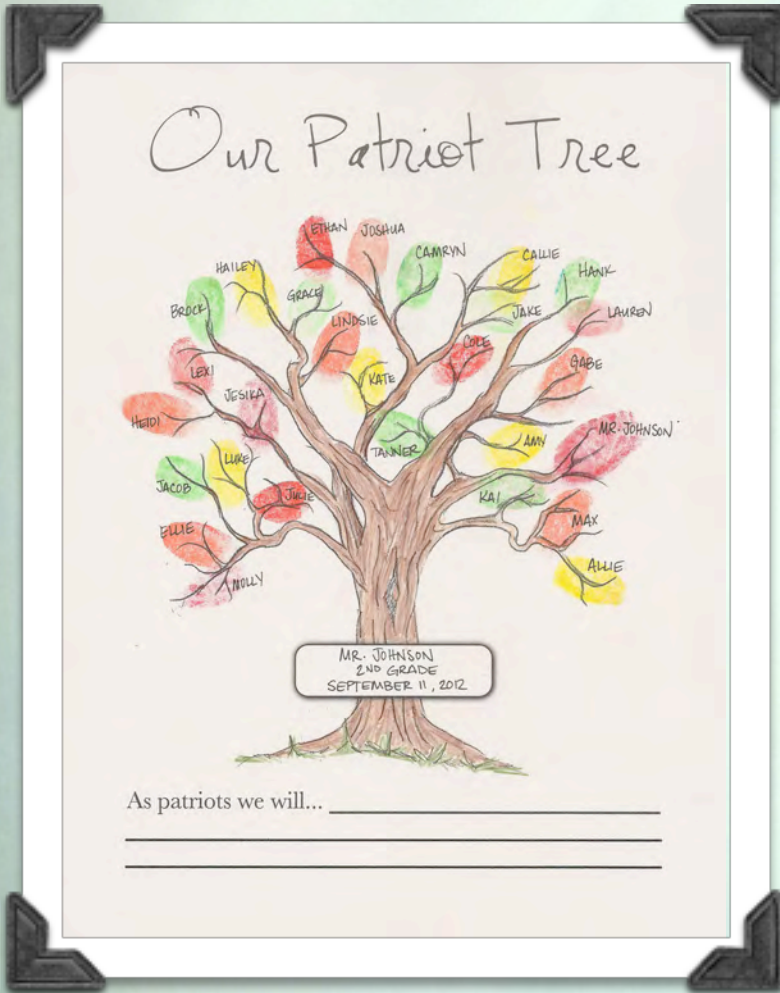
your signature

Art Activities



I SPY a Patriot

Patriot Tree




See pages 45-47

Create your Patriot Tree as a Family or as a Classroom (with fingerprints), then label fingerprints with each child's or family members name. Complete the statement at the bottom of your page and don't forget to fill in the label on your tree with your personal, family or class name.

Click [HERE](#) to view website for PDF worksheets.

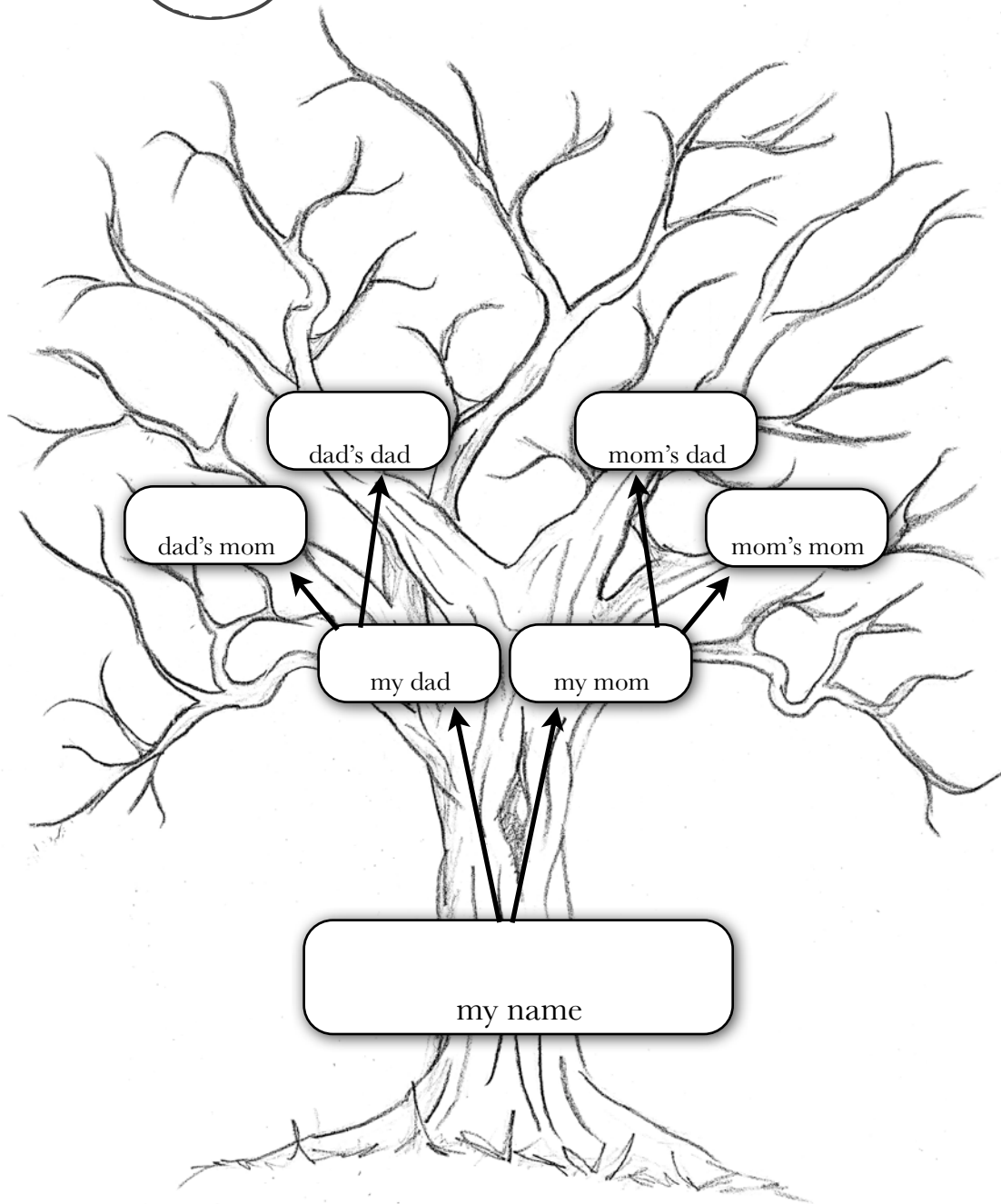


Our Patriot Tree




As patriots we will... _____

My Patriot Tree



As a patriot I will... _____

My Patriot Tree



As a patriot I will... _____

Art Activities



I Spy a Patriot

I Spy Patriots all over America

Name _____

Directions: There are many places patriots were living in Colonial America. Lets see if we can find and label them on our map. Answer the questions below by writing each number on the map or completing the directions below, then draw a line connecting the map number with each event below.



Where...

do you live? <input type="text"/>	is Philadelphia, the birthplace of the Declaration of Independence? <input type="text"/>	is Monmouth County, New Jersey, Molly Pitcher's battlefield? <input type="text"/>	are the 13 colonies? Color them Red. <input type="text"/>	is the Boston harbor? What did they dump into it? <input type="text"/>
1	2	3	4	5

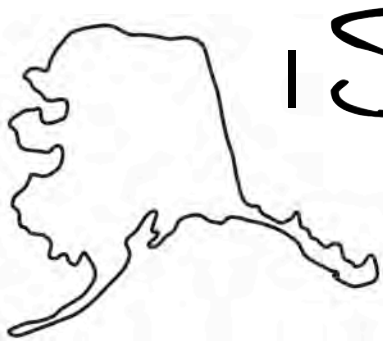
There are many places patriots were living in Colonial America. Lets see if we can find and label them on our map. Answer the questions below by writing each number on the map or completing the directions below, then draw a line connecting the map number with each event below.

Click [HERE](#) to view website for PDF worksheet.



Name _____

Directions: There are many places patriots were living in Colonial America. Lets see if we can find and label them on our map. Answer the questions below by writing each number on the map or completing the directions below, then draw a line connecting the map number with each event below.



I SpY Patriot's all over **America**



Where...

do you live?

1

is Philadelphia,
the birthplace
of the
Declaration of
Independence?

2

is Monmouth
County, New
Jersey, Molly
Pitcher's
battlefield?

3

are the 13
colonies? Color
them Red.

4

is the Boston
harbor? What
did they dump
into it?

5

Art Projects



I SPY a Patriot

Click titles to visit website with more information.




Fall Leaves: This fall stencil project is perfect. Very little prep is needed...just a short jaunt outside to clip some leaves. Make sure the leaves are fresh, not the crispy dried ones that have already fallen.



Birch Tree Art Lesson: This is an easy art project that you can do with any aged child. Birch trees offer a dynamic contrast to many backgrounds. The opportunities are endless.



Watercolor Leaves Art Lesson: Need a quick, easy lesson that can be completed in 30 minutes? These fall leaves are perfect.



Fall Leaves Craft Ideas: There are so many creative images for creating art with leaves, this site is not in english but very great images.



Paper Bag Apple Tree: Here's a super simple and very artsy fall apple tree project to do with the little ones, or have fun making some yourself!





ISpy a Patriot

Rubric

Patriot Hanger Person

CATEGORY	4 Excellent	3 Good	2 Needs Improvement	1 Poor
Patriot Essay	Understanding of what a Patriot does is clear in writing. Sentences are complete and carefully thought out.	Understanding of what a Patriot does is clear in thought, but expressing it through writing is difficult.	Does not understand what a Patriot is or how to express it in writing.	No effort has been made to finish project.
Patriot Hanger Construction	Character is illustrated with creation. Time and effort are apparent.	Character is illustrated with creation, but lacks full identity.	Character is unrecognizable and sloppily created.	No effort has been made to finish project.

Spy Message

CATEGORY	4 Excellent	3 Good	2 Needs Improvement	1 Poor
Revolutionary Cause Description	Understanding of Cause is apparent in quality of descriptive writing, including grammar and sentence structure.	Understanding of Cause is apparent in descriptive writing, quality of grammar and sentence structure is lacking.	There is no understanding of Cause. Writing and effort are weak.	No effort has been made to finish project.
A Patriot or Loyalist?	Understanding of Patriot and Loyalist is apparent through reasonable reasons listed.	Understanding of Patriot and Loyalist is apparent but reasons are not expressed clearly.	Lack of understanding is apparent with reasoning poorly expressed.	No effort has been made to finish project.
Secret Message	Extra Careful effort has been made to make the parchment, writing, and secret message neat.	Careful effort has been made to make the parchment, writing and secret message neat.	Project has been made with half-hearted effort, making some of the writing illegible.	No effort has been made to finish project.



Rubric



I *SPY* a Patriot

Patriot Tree

CATEGORY	4 Excellent	3 Good	2 Needs Improvement	1 Poor
Fingerprinting and Design	Neat and well thought out in design.	Fingerprints are neatly done.	Thoughtless and messy effort.	No effort has been made.
Family History Information	Names labeled neatly. At least 2 generations included.	Names labeled neatly. At least 1 generation included.	Names and family information incomplete.	No effort has been made.
Classmate Information	Correct names are labeled neatly.	At least 3/4 of names are labeled neatly.	At least 1/2 of student names are labeled.	No effort has been made.
Essay Answer	Understanding of what a Patriot does is clear in writing. Sentences are complete and carefully thought out.	Understanding of what a Patriot does is clear in thought, but expressing it through writing is difficult.	Does not understand what a Patriot is or how to express it in writing.	No effort has been made.

I Spy Patriots all over America

CATEGORY	4 Excellent	3 Good	2 Needs Improvement	1 Poor
Mapping Locations	All locations are neatly marked and labeled.	All but 3 locations are neatly marked and labeled.	Only 1/2 of the locations are marked and labeled.	No effort has been made to correctly or neatly label map.





I **SPY** a Patriot

Resources

Images/Videos/Websites

For the birds: http://www.youtube.com/watch?v=omk6TAXJYOG&feature=player_embedded

If you give a mouse a cookie: [http://en.wikipedia.org/wiki/File:If you Give a Mouse a Cookie.jpg](http://en.wikipedia.org/wiki/File:If_you_Give_a_Mouse_a_Cookie.jpg)

Sugar and Stamp Act: http://1.bp.blogspot.com/_S75tf9GHZ2U/TUOtuDqHIGI/AAAAAAAAACU/guHYr-X7CE/s1600/No+Stamp+Act+Teapot.jpg

Boston Tea Party: <http://www.boston-tea-party.org/pictures/picture1.html> <http://www.boston-tea-party.org/pictures/picture1.html>

Continental Congress/Carpenters Hall: <http://www.cityprofile.com/forum/attachments/pennsylvania/10632-philadelphia-carpenter%E2%84%A2s-hall-2.jpg>

Continental Congress video: <http://www.history.com/topics/the-continental-congress/videos#colonists-protest-british-policies>

Lexington and Concord: <http://www.youtube.com/watch?v=Y6ikO6LMxF4>

Revolution Image: <http://www.sharewhy.com/why-did-the-patriots-win-the-revolutionary-war/>

Spy Message: <http://www2.si.umich.edu/spies/index-gallery.html>


Secret Messages: <http://www.stevespanglerscience.com/content/experiment/magic-appearing-message>

http://www.ehow.com/info_12019073_homemade-parchment.html

Nathan Hale: <http://www2.si.umich.edu/spies/index-gallery.html>

Simile: <http://www.watchknowlearn.org/Video.aspx?VideoID=14854&CategoryID=2258>





Resources

I SPY a Patriot

Founding Fathers: http://upload.wikimedia.org/wikipedia/commons/1/15/Declaration_independence.jpg

Declaration of Independence video: <http://www.history.com/topics/the-continental-congress/videos#declaration-of-independence>

Molly Pitcher Young Patriot Book: <http://www.strandbooks.com/resources/strand/images/products/partitioned/8/b/9/0020420404.1.zoom.jpg>

Johnny Tremain Book: <http://groveland.spps.org/uploads/johnny-tremain.jpg>

They Call Her Molly Pitcher Book: <http://images.betterworldbooks.com/075/They-Called-Her-Molly-Pitcher-Rockwell-Anne-F-9780756969028.jpg>

The Giving Tree Book Image: [http://alisoncherrybooks.com/storage/GivingTree.jpg?](http://alisoncherrybooks.com/storage/GivingTree.jpg?__SQUARESPACE_CACHEVERSION=1323369477554)

Dorothy/Wizard of Oz video: <http://www.youtube.com/watch?v=BZSb0JCWcXk>

Real Life Patriot video: <http://www.youtube.com/watch?v=Ap-D8qmITOQ>

ABC News Clip: <http://abcnews.go.com/WNT/video/ground-pear-tree-survived-terrorist-attack-13540761>

9/11 Survivor Tree image: <http://www.thedailybeast.com/articles/2012/03/24/the-sept-11-survivor-tree-in-bloom.html>

9/11 video clip #1: <http://www.brainpop.com/socialstudies/ushistory/september11th/http://>

9/11 video clip #2: <http://www.history.com/videos/how-the-towers-collapsed#911-timeline>





I SPY a Patriot

Resources

God Bless the USA video: <http://www.youtube.com/watch?v=US4kDEg5qBA>

God Bless America: http://www.youtube.com/watch?v=7hJBGugFz34&feature=player_embedded

O, America: <http://www.youtube.com/watch?v=nLNn2YflwNs>,

Patriot Hanger Person: <http://teachinginroom6.blogspot.com/2012/05/hanger-people-biography.html>

Fall Leaves: <http://www.deepspacesparkle.com/2007/11/07/fall-leaves/>

Birch Tree Art Lesson: <http://www.deepspacesparkle.com/2011/11/09/birch-trees-art-lesson/>

Watercolor Leaves Art Lesson: <http://www.deepspacesparkle.com/2010/10/21/watercolor-leaves-art-lesson/>

Fall Leaves Craft Ideas: <http://www.kokokokids.ru/2011/09/fall-leaves-craft-ideas.html>

Paper Bag Apple Tree: <http://www.creativejewishmom.com/2011/09/paper-bag-apple-tree-.html>

Lesson Plan

written by Molly Foster
& designed by Heidi Tribe

© 2010 by We Are Liberty Kids.
wearelibertykids@gmail.com





Causes of the Revolutionary War



Causes of the Revolutionary War

— [Sugar and Stamp Act

— [Boston Tea Party

— [Continental Congress

— [Lexington and Concord

— [Revolution

Sugar and Stamp Act

In 1764 and 1765 Great Britain charged taxes on sugar and printed materials in the colonies. The colonists were not allowed to vote on taxes imposed from the crown.



Sugar and Stamp Act

Choose the Cause & Effect word used in the sentence below

— [The people living on the American Continent did not want “taxation without representation” resulting in a need for independence.]

Sugar and Stamp Act

Choose the Cause & Effect word used in the sentence below

— [The people living on the American Continent did not want “taxation without representation” **resulting** in a need for independence.]

Boston Tea Party



In 1773 colonists boarded the ships in Boston harbor and threw the tea into the sea. They did this to show their opposition to the tea tax imposed by England.

Boston Tea Party

Choose the Cause & Effect word(s) used in the sentence below

— [Due to the tea tax
the patriots threw all the
tea into the sea.

Boston Tea Party

Choose the Cause & Effect word(s) used in the sentence below

— [Due to] the tea tax
the patriots threw all the
tea into the sea.

Continental Congress

In 1774 each colony voted and sent representatives to Philadelphia to convene in a congress. They met three times in three years and debated and decided what their home in America needed for the happiness of the people living there.

Teachers note: return to watch video now.



Continental Congress

Choose the Cause & Effect word used in the sentence below

— [The Continental Congress helped create the Declaration of Independence so they could be independent.]

Continental Congress

Choose the Cause & Effect word used in the sentence below

— [The Continental Congress helped create the Declaration of Independence **so** they could be independent.]

Lexington and Concord



No one knows who fired the first shot of the war. On April 19, 1775 British troops marched through Lexington on towards Concord to stop the Americans from stockpiling weapons. The first shot is referred to as the first shot heard round the world. **Teachers note: return to watch video now.**

Lexington and Concord

Choose the Cause & Effect word used in the sentence below

— [Both the Patriots and Redcoats opened fire consequently beginning the Revolutionary War.

Lexington and Concord

Choose the Cause & Effect word used in the sentence below

— [Both the Patriots and Redcoats opened fire **consequently** beginning the Revolutionary War.

Revolution

[An overthrowing of government.
The American Revolutionary War happened in the years 1775-1783.



Revolution


Choose the Cause & Effect word used in the sentence below

— [Since the colonists wanted to gain independence from England, they fought in the Revolutionary War.

Revolution

Choose the Cause & Effect word used in the sentence below

— [Since] the colonists wanted to gain independence from England, they fought in the Revolutionary War.



created by We Are Liberty Kids

Patriot

Similes

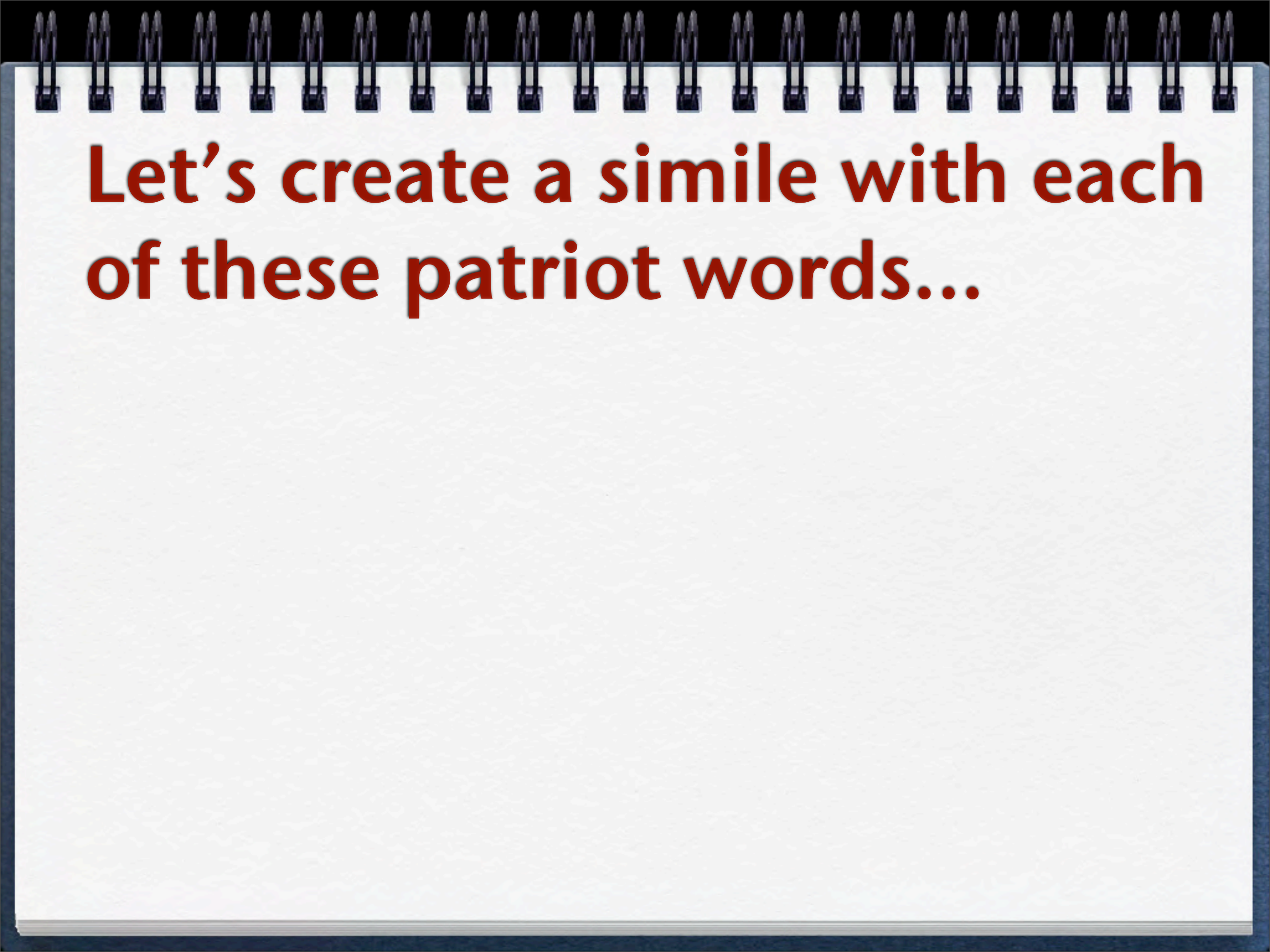


A spiral-bound notebook with a white page. The spiral binding is at the top. The text "What is a Simile?" is written in a large, bold, red font in the upper half of the page.

What is a Simile?

What is a Simile?

- A simile is a figure of speech that directly compares two different things, usually by using the words "like" or "as".

A spiral-bound notebook with a white page and a dark blue cover. The spiral binding is visible at the top. The text is written in a bold, red, sans-serif font.

**Let's create a simile with each
of these patriot words...**

Let's create a simile with each of these patriot words...

- Spy
- Troops
- Boston Harbor
- Free
- American Flag
- Revolutionary War
- Patriot

A spiral-bound notebook with a white page. The word "Spy" is written in a large, bold, red font in the center of the page. The spiral binding is visible at the top edge.

Spy

Spy

- The spy was _____
like a _____.

Spy

- The spy was sneaky
like a cat.

Troops

Troops

- The marching troops sounded like _____.

Troops

- The marching troops sounded like thunder.

A spiral-bound notebook with a white page. The text "Boston Harbor" is written in a large, bold, red font across the middle of the page. The spiral binding is visible at the top edge.

Boston Harbor

Boston Harbor

- The ocean made the tea as _____ as _____.

Boston Harbor

- The ocean made the tea as cold as ice .

Free

Free

- An American is as free as a _____.

Free

- An American is as free as a bird.

American Flag

American Flag

- The American flag was waving like

_____.

American Flag

- The American flag was waving like the ocean.

Revolutionary War

Revolutionary War

- The Revolutionary War battles sounded like a _____.

Revolutionary War

- The Revolutionary War battles sounded like a roaring lion.

Patriot


Patriot

- A patriot is as American as

_____.

Patriot

- A patriot is as
American as
apple pie.



created by We Are Liberty Kids